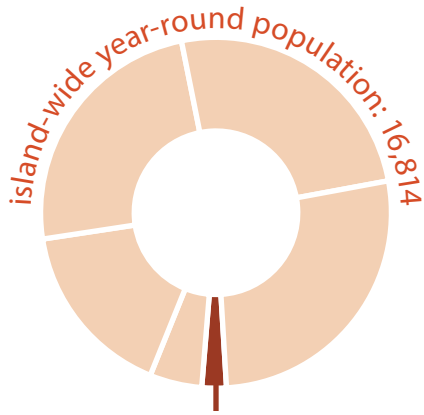




WHO LIVES IN AQUINNAH?

AQUINNAH HAS A VERY SMALL YEAR-ROUND POPULATION

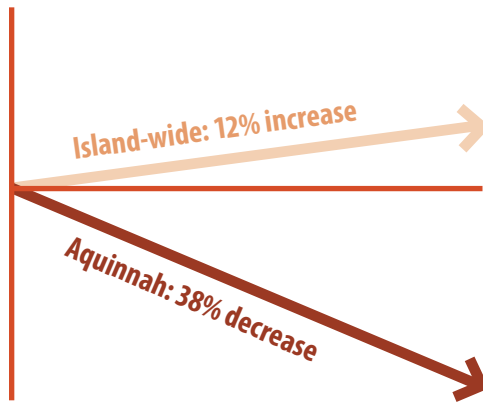


2% of the year-round population of Martha's Vineyard (363 residents)

Source: 2010-14 ACS

THE YEAR-ROUND POPULATION MAY SIGNIFICANTLY DECREASE

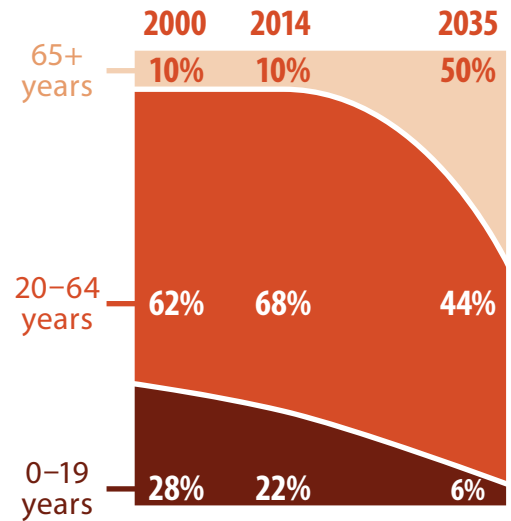
PROJECTED YEAR-ROUND POPULATION FROM 2010 TO 2035:



Aquinnah's year-round population is expected to drop from 311 in 2010 to 194 in 2035.

Source: 2010 US Census and UMass Donahue Institute Population Projections

MARKED GROWTH IN THE OLDER ADULT POPULATION AND DECREASE IN YOUTH BY 2035



Source: 2000 US Census, 2010-2014 ACS, and UMass Donahue Institute Population Projections

Aquinnah has the most racially diverse year-round population on the Island, which was estimated to be about 27% Native American in 2014. However, the Native American population decreased from about 126 in 2000 to an estimated 99 in 2014. (Note: this does not include population indicating two or more races.)

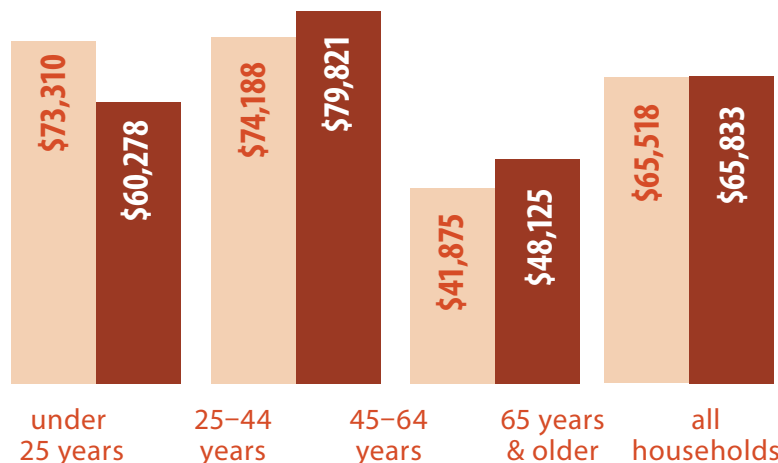
Source: 2000 US Census and 2010-2014 ACS

SIMILAR TO THE COUNTY TREND, OLDER ADULTS IN AQUINNAH TEND TO HAVE LOWER HOUSEHOLD INCOME

Aquinnah's median income for all households is about the same as the county's.

■ Dukes County* ■ Aquinnah

MEDIAN HOUSEHOLD INCOMES:



Source: 2010-2014 ACS

THE NUMBER OF ESTIMATED YEAR-ROUND HOUSEHOLDS IS DECREASING WHILE HOUSEHOLD SIZE IS GROWING

AQUINNAH	2000	2014
Number of Households	141	120
Household Size	2.44	3.03

Source: 2000 US Census and 2010-2014 ACS

J M Goldson

RKG ASSOCIATES INC

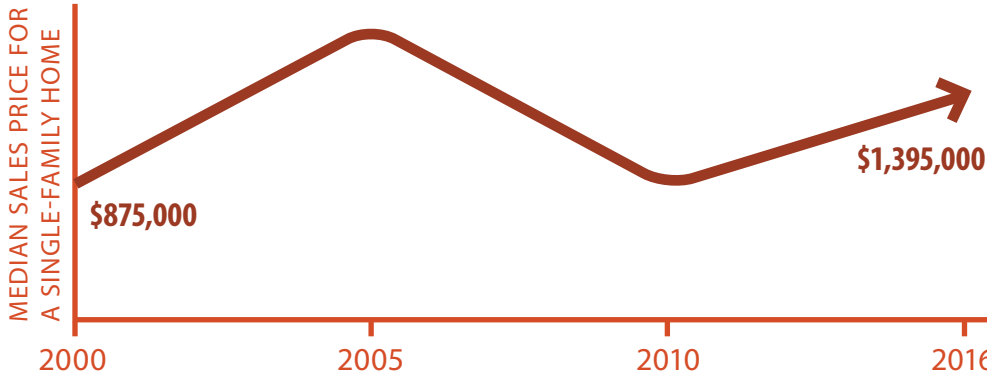
*Dukes County includes all the towns on the Island and the Town of Gosnold



AQUINNAH HOUSING AND AFFORDABILITY

IF YOU DON'T ALREADY OWN A HOME HERE, YOU PROBABLY CAN'T AFFORD ONE NOW

Sales prices have risen almost 60% since 2000. Aquinnah has the highest-median price for a single-family home on the Island.



Source: The Warren Group

income needed to afford the 2016 median sales price for single-family home*

\$340,000

2014 Aquinnah median household income**

\$65,833

*based on assumptions of 30-year fixed mortgage, August 18, 2016 interest rates, and Aquinnah FY2016 residential tax rate (5.35). The median sales price for 2016 Jan-July was \$1,395,000. | **estimated median household income isn't available yet for 2016
Source: 2010-2014 ACS, The Warren Group, and author's calculations using MA DHCD's affordability calculator

More than a quarter of all year-round households in Aquinnah have low/moderate income.



More than half of these households spend more than 50% of their total gross income on housing.

Source: 2009-2013 ACS, CHAS data

ONLY 1 IN 3 HOMES ARE YEAR-ROUND

33% YEAR-ROUND HOUSING

Island-Wide, the housing is 38% year-round.

Source: 2010-2014 ACS

YEAR-ROUND HOUSING IS MOSTLY SINGLE-FAMILY BUT AQUINNAH HAS THE LARGEST PROPORTION OF YEAR-ROUND RENTALS ON THE ISLAND

62% owner-occupied



38% renter-occupied

This includes 34 rental units on tribal land. These figures do not include seasonal rentals. Island-wide the housing is 22% renter-occupied. State-wide it is 38%.

99% single-family housing



1% other (townhouses)

Island-wide, the housing stock is 91% single-family housing.

Source: 2010-2014 ACS